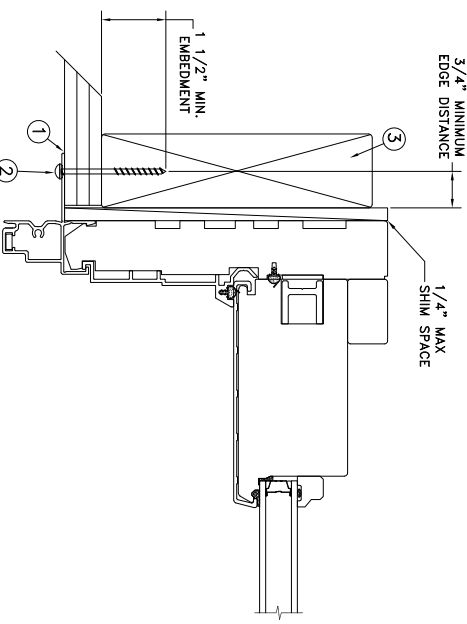
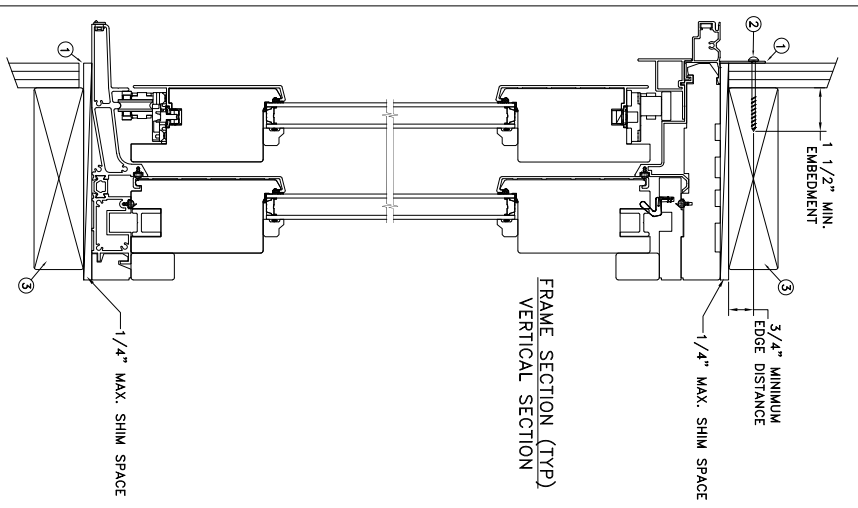


**NAILFIN INSTALLATION**

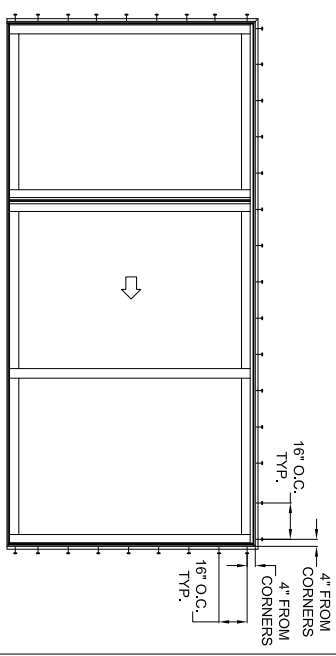


FRAME JAMB SECTION (TYP)  
HORIZONTAL SECTION

MAXIMUM FRAME	DP	IMPACT
259 1/16 X 122 1/2	+35 / -35	NO



FRAME SECTION (TYP)  
VERTICAL SECTION



TYPICAL ELEVATION WITH FASTENER SPACING

**Installation Notes:**

1. Seal flange/frame to substrate. Sill shall be set on a continuous serpentine bead of structural grade silicone caulk when no fastener is used to anchor the sill (typical).
2. Use #8 PH or greater fastener through the nailing flange with sufficient length to penetrate a minimum of 1 1/2" into the wood framing. For 2x wood frame substrate (min. S.G. = 0.42)
3. Host structure (wood buck, masonry, steel) to be designed and anchored to properly transfer all loads to the structure. The host structure is the responsibility of the architect or engineer of record for the project of installation.

**General Notes:**

1. The product shown herein is designed, tested and manufactured to comply with the wind load criteria of the adopted International Building Code (IBC), the International Residential Code (IRC), the current Florida Building Code (FBC) and the Industry requirement for the stated conditions.
2. All glazing shall conform to ASTM E1300.
3. Use structural or composite shims where required.

This schedule addresses only the fasteners required to anchor the unit to achieve the rated design pressure and impact performance (where applicable) up to the size limitations noted. It is not intended as a guide to the installation process and does not address the sealing consideration that may arise in different wall conditions. For the complete installation procedure, see the instructions packaged with the unit or go to [www.jeld-wen.com](http://www.jeld-wen.com).

**DISCLAIMER:**

This drawing and its contents are confidential and are not to be reproduced or copied in whole or in part or used or disclosed to others except as authorized by JELD-WEN Inc.

<p>DATE: 08/02/2019</p> <p>SCALE: NTS</p> <p>TITLE: Stiteline Clad Low Friction Gliding Door - 3 Panel (OXO)</p>	<p>DRAWN BY: J.HAWKINS</p> <p>CHECKED BY: C.GRAETSCH</p> <p>APPROVED BY: D.STOKES</p> <p>RECORD No.: D015606</p>	<p>3737 LAKEPORT BLVD, KLAMATH FALLS OR, 97601 PHONE: (800) 535-3936</p>
<p>REPORT No.: NCTL-310-19-050 E0A0</p>	<p>CAD DWG. No.: StitelineCLLF03pnl Cert</p>	<p>REV: A SHEET 1 OF 1</p>

"AS TESTED"